



# Low Loss SAW 1455MHz Filter

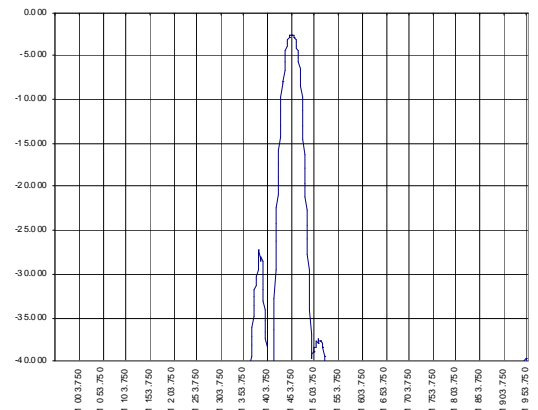
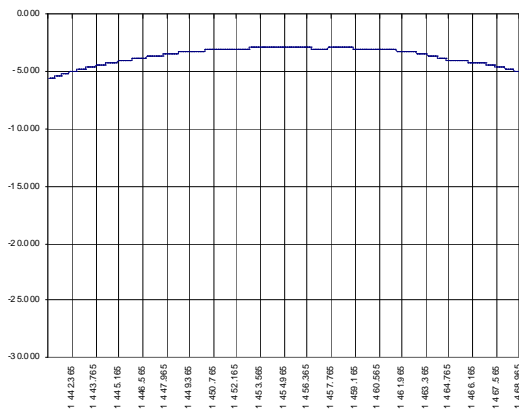
Bandwidth 27 MHz

Part Number A141-1455M1

Complies with Directive 2002/95/EC (RoHS)

PRELIMINARY DATA

## Typical performance



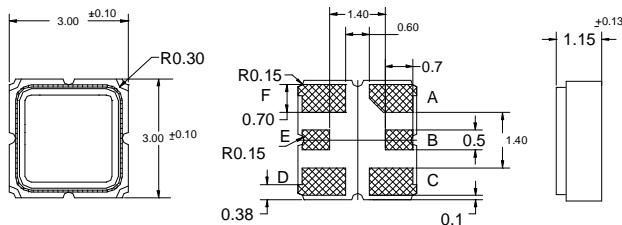
## Specifications

Parameter	Unit	Min	Typ	Max
Central frequency	MHz	1453	1455	1457
Inserted loss (unmatched)	dB	2.8	3.0	3.5
Bandwidth @-2dB	MHz	26	27	29
Bandwidth @-30dB	MHz	72	74	76
Amplitude ripple (in bandwidth 20 MHz )	dB	-	1	1.2
Ultimate rejection	dB	-	40	-
Substrate			36LTO	
Temperature range	°C	-55		85

### Notes:

1. The design, manufacturing process, and specifications of this filter are subject to change.
2. Specification valid for measurements in AEC Design test fixture

## Case



## Matching

