

# Low Loss SAW 18.18 MHz Filter

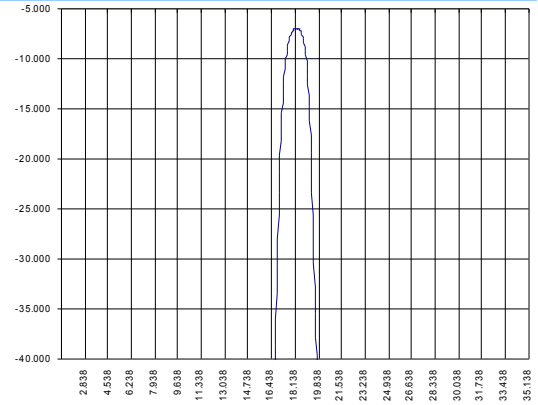
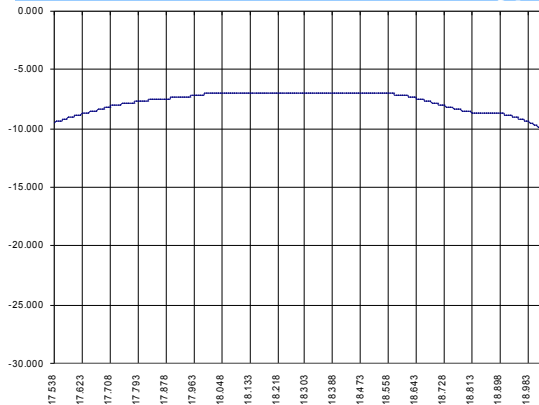
Bandwidth 1.3 MHz

Part Number A132-18.18M1

Complies with Directive 2002/95/EC (RoHS)

PRELIMINARY DATA

## Typical performance



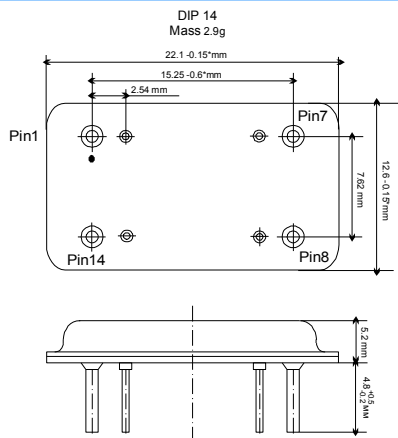
## Specifications

Parameter	Unit	Min	Typ	Max
Central frequency	MHz	18.08	18.18	18.28
Inserted loss (unmatched)	dB	6.0	6.5	7.0
Bandwidth @-3dB	MHz	1.1	1.3	1.5
Bandwidth @-40dB	MHz	-	3.3	3.5
Amplitude ripple (in bandwidth 0.7 MHz)	dB	-	0.5	1.0
Ultimate rejection	dB	-	50	-
Substrate	-	-	128LNO	-
Temperature range	°C	-55	22	85

### Notes:

1. The design, manufacturing process, and specifications of this filter are subject to change.
2. Specification valid for measurements in AEC Design test fixture.

## Case



## Matching

