

Low Loss SAW MHz Filter

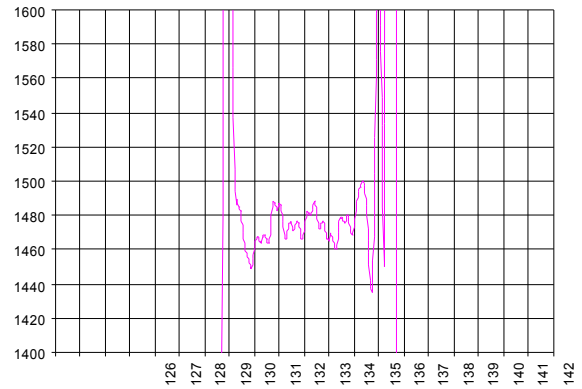
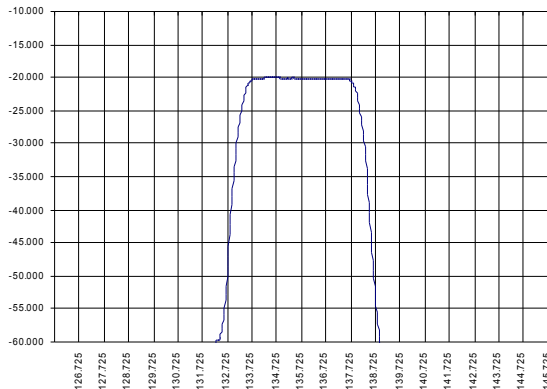
Bandwidth MHz

Part Number A091-135.75M1

Complies with Directive 2002/95/EC (RoHS)

PRELIMINARY DATA

Typical performance



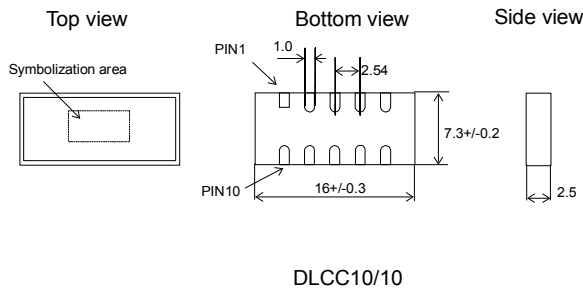
Specifications

Parameter	Unit	Min	Typ	Max
Central frequency	MHz	135.5	135.75	136.0
Inserted loss (unmatched)	dB	-	19.9	22.0
Bandwidth @-1dB	MHz	4.05	4.25	-
Bandwidth @-40dB	MHz	6.4	6.6	6.7
Ultimate rejection	dB	-	40	-
Group delay variation	nsec	-	25	30
Substrate		-	112LTO	-
Temperature range	°C	-25	22	75

Notes:

1. The design, manufacturing process, and specifications of this filter are subject to change.
2. Specification valid for measurements in AEC Design test fixture.

Case



Matching

