

Low Loss SAW 194 MHz Filter

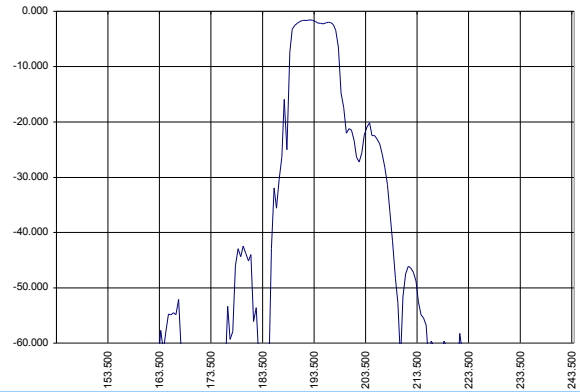
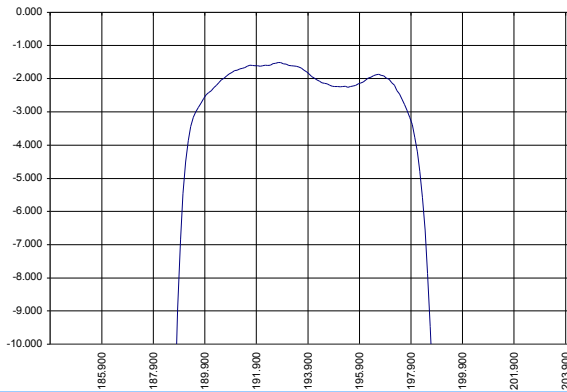
Bandwidth 8.7 MHz

Part Number A055-194M1

Complies with Directive 2002/95/EC (RoHS)

PRELIMINARY DATA

Typical performance



Specifications

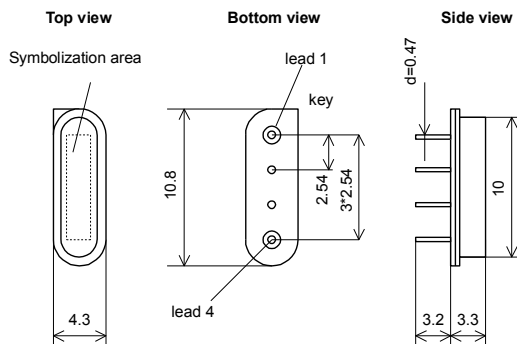
Parameter	Unit	Min	Typ	Max
Central frequency	MHz	193.50	194.00	194.50
Inserted loss (unmatched)	dB	-	1.5	2.0
Bandwidth @-2dB	MHz	8.00	8.70	-
Bandwidth @-40dB	MHz	-	23.00	-
Amplitude ripple	dB	-	0.9	1.5
Ultimate rejection	dB	40.0	45.0	-
Substrate		-	64 YX LiNbO ₃	-
Temperature range	°C	-55.0	22.0	85.0

Notes:

1. The design, manufacturing process, and specifications of this filter are subject to change.
2. Specification valid for measurements in AEC Design test fixture.

Case SIP4M

Matching



Dimensions in mm
Mass 0.8 g

