

# Low Loss SAW 1518 MHz Filter

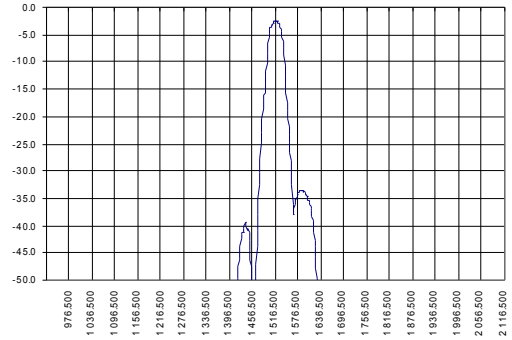
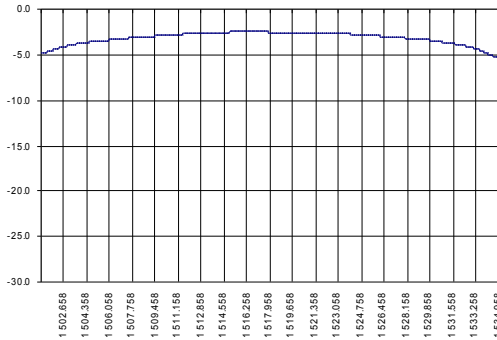
Bandwidth 32 MHz

Part Number A101-1518M1

Complies with Directive 2002/95/EC (RoHS)

PRELIMINARY DATA

## Typical performance



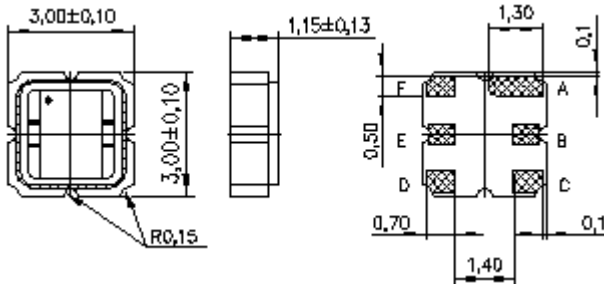
## Specifications

| Parameter                              | Unit | Min  | Typ   | Max  |
|--|------|------|-------|------|
| Central frequency                      | MHz  | 1516 | 1518  | 1520 |
| Inserted loss (unmatched)              | dB   | -    | 2.9   | 3.5  |
| Bandwidth @-2dB                        | MHz  | 31   | 32    | 34   |
| Bandwidth @-30dB                       | MHz  | -    | 85    | 87   |
| Amplitude ripple (in bandwidth 27 MHz) | dB   | -    | 1.0   | 1.5  |
| Ultimate rejection                     | dB   | -    | 40    | -    |
| Substrate                              | -    | -    | 36LTO | -    |
| Temperature range                      | °C   | -55  | 22    | 85   |

**Notes:**

1. The design, manufacturing process, and specifications of this filter are subject to change.
2. Specification valid for measurements in AEC Design test fixture.

## Case



## Matching

