

Low Loss SAW 1225 MHz Filter

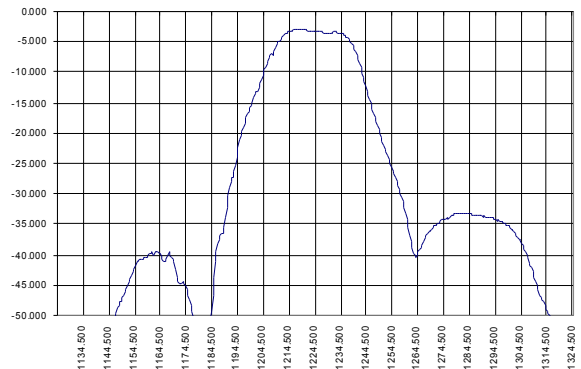
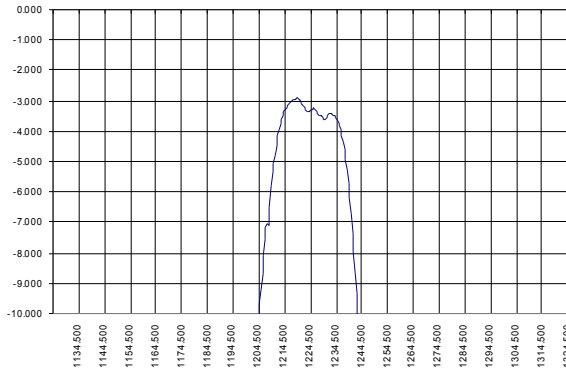
Bandwidth 28 MHz

Part Number A101-1225M1

Complies with Directive 2002/95/EC (RoHS)

PRELIMINARY DATA

Typical performance



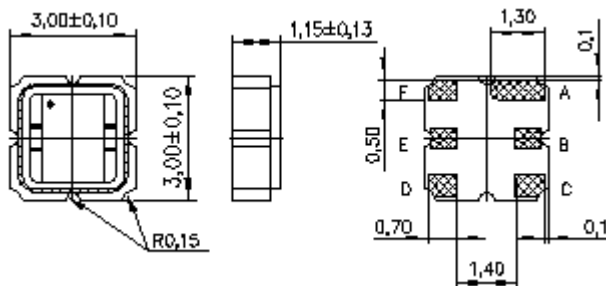
Specifications

Parameter	Unit	Min	Typ	Max
Central frequency	MHz	1223	1225	1227
Inserted loss (unmatched)	dB	-	2.9	3.5
Bandwidth @-2dB	MHz	-	28.0	30.5
Bandwidth @-25dB	MHz	-	66.0	-
Bandwidth @-40dB	MHz	-	121.0	-
Amplitude ripple	dB	-	0.6	1.5
Ultimate rejection	dB	-	50	-
Substrate	-	-	36LTO	-
Temperature range	°C	-55	22	85

Notes:

1. The design, manufacturing process, and specifications of this filter are subject to change.
2. Specification valid for measurements in AEC Design test fixture.

Case



Matching

